



# Distributed Dimming Bars

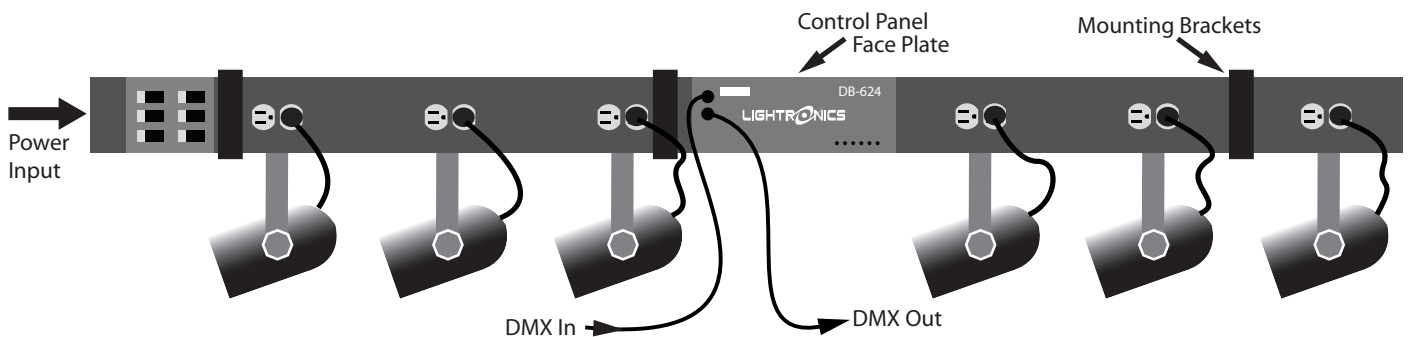
- 6 Channels
- 2400W per Channel
- DMX512
- Integrated Accessory Mounting Track
- Fast Acting 20 Amp Magnetic Circuit Breakers
- 4 Position Terminal Strip Power Input
- Twistlock, Edison, and Stagepin Outputs
- Available in Black or White

**DB624**  
Distributed Dimming Bar



Our engineers envisioned the ultimate dimmer bar, a product that offers substantial Savings, Versatility and Reliability. Utilizing Lightronics DB series Distributed Dimming System, you can save up to 40% on materials and labor during the installation of your new lighting control system. The DB Series is ideally suited for ALL stage applications including theaters, schools and churches. It's designed to operate a minimum of 15+ years with a single removable electronics module that contains all of the electronics for easy swap out.

## TYPICAL SYSTEM DIAGRAM



# Unity Architectural Dimmers

## Specifications

Channels / Capacity:	6 @ 2400 Watts each
Semiconductors:	40 Amp 400V Triacs, 300% overhead
Power Requirements:	120/240VAC Single Phase, 60 Amps 120/208VAC Three Phase, 40 Amps
Control Protocol:	DMX512
Filtering:	450 Usec. Minimum
Overload Protection:	20 Amp, Fast Acting Magnetic Circuit Breaker for each Channel
Addressing:	Rotary switch addressing to any channel on DMX512 universe, 6 channel DMX profile
Local Control:	On board test buttons for each channel
Relay Mode:	Independently assigned by channel
Output Panel Options:	NEMA 5-20R, 20 amp @ 120v, Edison Duplex 2 P&G 20 amp @ 120v, Stagepin NEMA L5-20, 20amp @ 120V, Twistlock
Size:	72"L x 5"W x 3"D
Weight:	26 Pounds

## Architect & Engineer's Specifications

The dimmer shall have 6 independently controlled circuits with a load capacity of 2400 Watts per circuit. Each circuit shall be protected by a 20 Amp fast acting magnetic circuit breaker. An allowance of not less than 200% overhead capacity shall be employed in the circuit's design.

The dimming system shall have a rise time of not less than 450 microseconds. Power output shall be displayed via LED indicators for each circuit. The dimmer shall have rotary decade switches, and dipswitch controls for the purpose of setting DMX start address and non-dim function. The dimming system shall respond to control via the DMX512 protocol. The dimmer system setup, dimmer attributes of Dim or Relay, circuit test, and unit address shall be accessible by the user via the panel controls. The dimmer shall have circuit indicators capable of displaying variable brightness in relation to the output of the dimmer circuits. Circuit breaker status shall be indicated via illuminated LED. Test circuit controls shall latch on via local control with function defeated remotely when a DMX512 signal raised to 255 for each applicable circuit (Highest Takes Precedence).

Power requirements of the dimming system shall be 120/240VAC single phase or 120/208VAC three phase operation. Capacity shall be 60 Amps per leg single phase mode, 40 Amps per leg three phase mode. Input electrical connections shall be made utilizing a 4 position terminal strip. Access to power input connections shall be through "knock out" panel suitable for conduit on either end of the dimming system. The dimmer shall optionally utilize one of the following selection of load output connectors: NEMA L5-20 (Twistlock), NEMA 5-20R Duplex Edison, and Stagepin.

The dimming system shall be supplied with 3 mounting brackets and associated hardware, suitable for pipe/truss batten mounting of the system. The dimmer chassis shall contain an inverted "T" slot located along the bottom of the dimmer for additional mounting and accessory mounting options. The slot shall accommodate a standard pipe clamp bolt, 1/2" bolt (3/4" across bolt head flats). All components and sub-systems of the dimmer shall be UL and CSA recognized and conform to the standards set forth. Chassis of the dimmer shall be manufactured of single extrusion of anodized aluminum.

Dimensions shall be no greater than 72" long, 5" wide, 3" deep; the weight shall weight no more than 26 lbs.

The dimming system shall be a Lightronics DB624.

To view and/or download the Owner's Manual click here: [www.lightronics.com/manuals/db624m.pdf](http://www.lightronics.com/manuals/db624m.pdf)